
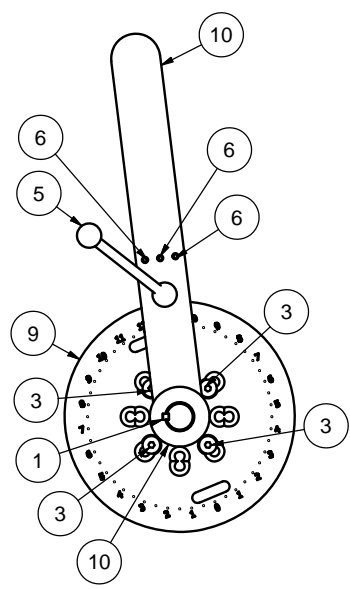
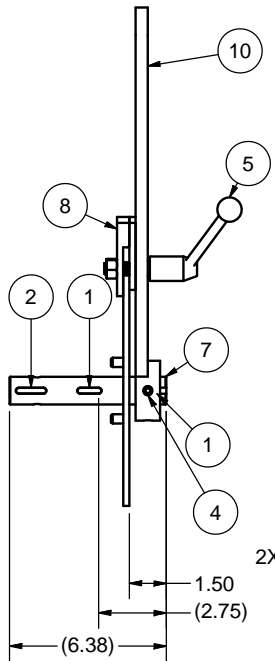
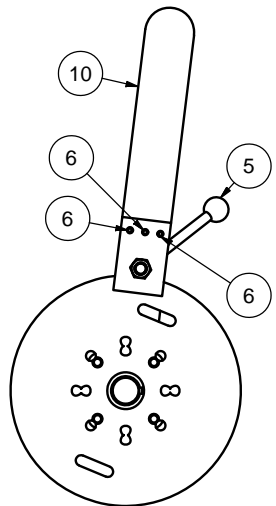




REVISION HISTORY				
REV	ECN	DESCRIPTION	DATE	APPROVED
A	K050030	RELEASE	3/29/2006	dmjohnson



ITEM	PART NUMBER	QTY	DESCRIPTION
10	K200-07185	1	LEVER WLDMT, ROLL CONTROL RH, 10"
9	K200-07142	1	DISK, MICRO ROLL RELEASE 10-12"
8	K200-07134	1	BRAKE, LEVER, ROLL RELEASE 10-12"
7	K200-01646	1	ROD, ROLL RELEASE ECC, LONG 10"
6	70008506	3	PIN, SPRING SLOTTED .25 X 1.25"
5	70003006	1	HANDLE, ADJ STL W/KNOB 1/2-13X1.77" STUD
4	61664408	2	SCW, SET 3/8-16 X .375" SCKT HD
3	61304417	4	FSHCS, 3/8-16 X .75"
2	49400620	1	KEY, SQUARE, RND END .250 X 1.25"
1	49400616	2	KEY, SQUARE, RND END .250 X 1.00"

- NOTES:
 1. DO NOT SCALE FROM DRAWING.
 2. LINE ITEM ON SALES ORDER FOR 10" MILLS.
 4. ONE PIECE REQUIRED PER RH DIFFERENTIAL DRIVE 10" ROLL PAIR.
 5. SIMILAR TO K100-01969: LEVER ASSY, ROLL CONTROL LH 10".

This drawing is the property of the A.T. Ferrell Company, Inc and must be returned immediately upon request. No part of this drawing may be reproduced, stored in a retrieval system or transmitted in any form or by any means, without prior written consent of the A.T. Ferrell Company, Inc.

E CF
 NO MANUAL CHANGES
 VQNGTCEP EGU
 EXCEPT AS NOTED

Ferrell-Ross
 MATERIALS PROCESSING & RECOVERY
 SINCE 1869

DIVISION OF A. T. FERRELL COMPANY BLUFFTON, INDIANA - USA

DECIMAL: xxx ± .005 xx ± .030	FINISH: NONE	SCALE: 1:5	DRAWN BY: dmjohnson	APPROVED BY: DMJ
FRACTIONAL: ± 1/32	TITLE: LEVER ASSY, ROLL CONTROL RH, 10"			
ANGULAR: ± 1/2°	DATE: 3/29/2006	SIZE: B	PART NUMBER: K100-01968	SHEET: 1 of 1

K100-01968

